



# *NAAC Student Satisfaction Survey 2023-24 (SSS)*

# Age of respondents



Age	23	24	25	26	27	28	29	30
Percentage	26.1	45.5	10.4	6	4.5	2.5	3	2.2

Approximately 71.6% of the students are of the age group 23 and 24 years

# Gender of respondents



Row Labels	Count of Gender:	Percentage
Female	71	53
Male	63	47
Grand Total	134	100

The form has been filled in by 47 % male and female 53 % students



# How much syllabus was covered in the class?

Row Labels	How much of the syllabus was covered in the class?	Percentage
85 to 100%	91	67.9
70 to 84%	36	26.9
55 to 69%	5	3.7
30 to 54%		
Below 30%	2	1.5
Grand Total	139	100

Approx. 94.8% of the students have filled that 70 to 100% of the syllabus is covered in the class.

# How well did the teacher prepare for the class?



Row Labels	How well did the teachers prepare for the classes?	Percentage
Thoroughly	51	38.1
Satisfactorily	80	59.7
Poorly	1	0.7
Indifferently	2	1.5
Grand Total	139	100

97.8% of the students have filled that teachers are satisfactorily or thoroughly prepared for the class

# How well were the teachers able to communicate?



Row Labels	How well were the teachers able to communicate?	Percentage
Always effective	86	64.2
Just satisfactorily	6	4.5
Sometimes effective	42	31.3
Grand Total	139	100

Approx. 95.5% of the students have filled that teachers are always and sometimes effective to communicate in the class.

# The teacher's approach to teaching can best be described as?



Row Labels	The teacher's approach to teaching can best be described as	Percentage
Excellent	65	48.5
Very good	54	40.3
Fair		
Good	15	11.2
Grand Total	139	100

Approx. 87% of the students have filled that the teachers approach in the class is excellent or very good.

## Fairness of the internal evaluation process by the teachers



Row Labels	Fairness of the internal evaluation process by the teachers.	Percentage
Always fair	82	61.2
Usually fair	41	30.6
Sometimes unfair	11	8.2
Grand Total	139	100

Approx. 91.8% of the students feel that the teachers are always and usually fair about internal evaluation process.



# Was your performance in assignment discussed with you?

Row Labels	Was your performance in assignments discussed with you?	Percentage
Every time	72	53.7
Usually	40	30.6
Occasionally/Some times	20	14.9
Rarely	1	0.7
Never		
Grand Total	139	100

Approx. 84.3% of the students feel that their performance in assignment is usually or everytime discussed by the teachers

# The institute takes active interest in promoting internship, student exchange, field visit opportunities for students?



Row Labels	The institute takes active interest in promoting internship, student exchange, field visit opportunities for students.	Percentage
Often	70	52.2
Regularly	45	33.6
Sometimes	14	10.4
Rarely	4	3
Never	1	0.7
Grand Total		100

Approx. 85.8% of the students feel that institute takes active interest regularly and often in promoting internship, student exchange, field visit opportunities for students

# The teaching and mentoring process in your institute facilitates you in cognitive, social and emotional growth



Row Labels	The teaching and mentoring process in your institution facilitates you in cognitive, social and emotional growth.	Percentage
Significantly	63	47
Very well	49	36.6
Moderately	21	15.7
Marginally	1	0.7
Grand Total	139	100

Approx. 83.6% of the students feel that the teaching and mentoring process in the institute is significant and very well designed to facilitates their cognitive, social and emotional growth

# The institution provides multiple opportunities to learn and grow



Row Labels	The institution provides multiple opportunities to learn and grow.	Percentage
Strongly agree	57	42.5
Agree	54	40.3
Neutral	21	15.7
Disagree	2	1.5
Grand Total	139	100

Approx. 82.8% of the students feel that the institution provides multiple opportunities to learn and grow

# Teachers inform you about your expected competencies, course outcomes and programme outcomes



Row Labels	Teachers inform you about your expected competencies, course outcomes and programme outcomes.	Percentage
Every time	79	59
Usually	40	29.9
Occasionally/ Sometimes	13	9.7
Rarely	2	1.5
Grand Total	139	100

Approx. 88.9% of the students feel that every time and usually the teachers inform students about your expected competencies, course outcomes and programme outcomes

## Your mentor does a necessary follow-up with an assigned task to you



Row Labels	Your mentor does a necessary follow-up with an assigned task to you.	Percentage
Every time	74	55.2
Usually	42	31.3
Occasionally/Sometimes	14	10.4
Rarely	3	2.2
I don't have a mentor	1	0.7
Grand Total	139	100

Approx. 86.5% of the students feel that every time and Usually their mentor does a necessary follow-up with an assigned task to you

# The teachers illustrate the concepts through examples and applications



Row Labels	The teachers illustrate the concepts through examples and applications.	Percentage
Every time	81	60.4
Usually	36	26.9
Ocassionally/ Sometimes	15	11.2
Never	2	1.5
Grand Total	139	100

Approx. 87.3% of the students feel that every time and Usually their teachers illustrate the concepts through examples and applications

# The teachers identify your strength and encourages you with providing right level of challenges



Row Labels	The teachers identify your strengths and encourage you with providing right level of challenges.	Percentage
Fully	68	50.7
Reasonably	49	36.6
Partially	13	9.7
Slightly	3	2.2
Unable to	1	0.7
Grand Total	139	100

Approx. 87.3% of the students feel that fully and reasonably the teachers identify your strength and encourages you with providing right level of challenges



# Teachers are able to identify your weaknesses and help you to overcome them



Row Labels	Teachers are able to identify your weaknesses and help you to overcome them.	Percentage
Every time	67	50
Usually	46	34.3
Occasionally/Sometimes	18	13.4
Rarely	1	0.7
Never	2	1.5
Grand Total	139	100

Approx. 84.3% of the students feel that every time and usually the teachers are able to identify your weaknesses and help you to overcome them

# The institution makes effort to engage students in the mentoring, review and continuous quality improvement of teaching learning process



Row Labels	The institution makes effort to engage students in the monitoring, review and continuous quality improvement of the teaching learning process.	Percentage
Strongly agree	68	50.7
Agree	45	33.6
Neutral	19	14.2
Disagree	1	0.7
Strongly Disagree	1	0.7
Grand Total	139	100

Approx. 84.3% of the students strongly agree and Agree that the institution makes effort to engage students in the mentoring, review and continuous quality improvement of teaching learning process

**The institute/ teachers use student centric methods, such as experiential learning, participative learning and problem solving methodologies for enhancing learning experience**



Row Labels	The institute/ teachers use student centric methods, such as experiential learning, participative learning and problem solving methodologies for enhancing learning experiences.	Percentage
To a great extent	73	54.5
Moderate	43	32.1
Some what	15	11.2
Very Little	2	1.5
Not at all	1	0.7
Grand Total	139	100

Approx. 86.6% of the students feel that to great extent & moderate institute/ teachers use student centric methods, such as experiential learning, participative learning and problem solving methodologies for enhancing learning experience

# Teachers encourage you to participate in extracurricular activities



Row Labels	Teachers encourage you to participate in extracurricular activities.	Percentage
Strongly agree	71	53
Agree	42	31.3
Neutral	19	14.2
Disagree	1	0.4
Strongly Disagree	1	0.7
Grand Total	139	100

Approx. 84.3% of the students strongly agree and agree that teachers encourage you to participate in extracurricular activities

**Efforts are made by the institute/teachers to inculcate soft skills, life skills and employability skills to make you ready for the world of work**



Row Labels	Efforts are made by the institute/teachers to inculcate soft skills, life skills and employability skills to make you ready for the world of work.	Percentage
To a great extent	68	50.7
Moderate	49	36.6
Some what	16	11.9
Very little	1	0.7
Grand Total	139	100

Approx. 87.3% of the students moderately and to a great extent feel that efforts are made by the institute/teachers to inculcate soft skills, life skills and employability skills to make you ready for the world of work

# What percentage of teachers use ICT tools such as LCD projector, Multimedia, etc. while teaching



Row Labels	What percentage of teachers use ICT tools such as LCD projector, Multimedia, etc. while teaching.	Percentage
Above 90%	74	55.2
70 – 89%	42	31.3
50 – 69%	16	11.9
30 – 49%	1	0.7
Below 29%	1	0.7
Grand Total	139	100

Approx. 86.5% of the students feels that more than 70 % of the teachers use ICT tools such as LCD projector, Multimedia, etc. while teaching

# The overall quality of teaching learning process in your institute is very good



Row Labels	The overall quality of teaching-learning process in your institute is very good.	Percentage
Strongly agree	66	49.3
Agree	52	38.8
Neutral	11	5.2
Disagree	3	2.2
Strongly Disagree	2	1.5
Grand Total	139	100

Approx. 88.1% of the students agree and strongly agree that overall quality of teaching learning process in your institute is very good


## 21. Give three observation / suggestions to improve the overall teaching - learning experience in your institution.

Sr. No.	Suggestions	Action Taken
1	Good	Maintain current practices.
2	<ol style="list-style-type: none"> <li>1. New faculty should have deep knowledge about the subjects like other faculties who are teaching since many years.</li> <li>2. Placement department should provide supply chain related internships in MNC rather than start ups.</li> <li>3. Institute must encourage student for new startups and entrepreneurship and arrange extra lectures for students on entrepreneurship rather than telling them to focus on jobs. (One should become job creator not a job seeker.)</li> </ol>	Organize training sessions for new faculty.
3	Use Advanced Technology Motivation Self Independence	Incorporate advanced technology in classrooms, conduct motivational sessions.
4	1. Technical Knowledge 2. Practical knowledge about the industry 3. Important Tools	Enhance curriculum suggestions shared with university of mumbai
5	Good staff	Maintain current practices.
6	Only canteen facility need to be improved	Review and take necessary actions.
7	Use Realtime case study for explanation. Try to include day to day basis example for explaining topics. Try to get students ready for interview as even though being good in academics students are not able to clear interview.	Shared in faculty meeting for further action by all faculty members
8	<ol style="list-style-type: none"> <li>1) Use better graphics and visual media to engage students well.</li> <li>2) Try to reach every student and ask for their doubts.</li> <li>3) Make teaching a two way interaction.</li> </ol>	Shared in faculty meeting for further action by all faculty members
9	1.The professors are well qualified with best industry experience 2.We were even encouraged to participate and contribute in the lectures 3.Detailed study materials	Maintain current practices.
10	More practical examples can be taken into consideration	Shared in faculty meeting for further action by all faculty members
11	All good	Maintain current practices.



21. Give three observation / suggestions to improve the overall teaching – learning experience in your institution.


Sr. No.	Suggestions	Action Taken
12	Precise ppts.	Shared in faculty meeting for further action by all faculty members
13	Excellent teaching skills	Maintain current practices.
14	Including more case studies Hands on projects	Shared in faculty meeting for further action by all faculty members
15	Try give students more live projects exposure to apply their learnings during the course.	Shared in faculty meeting for further action by all faculty members
16	1) Giving special attention to each student, specially to students who are struggling. 2) Give special attention to those who are weak in language.	Language lab have been started by DR VN BRIMS to overcome the language barrier.
17	It doesn't need to upgrade learning experience. It was awesome	Maintain current practices.
18	Interactive sessions	Shared in faculty meeting for further action by all faculty members
19	Can take activities	Shared in faculty meeting for further action by all faculty members
20	Nothing much to say but it was a great experience being a part of BRIMS	Maintain current practices.
21	Everything's good	Maintain current practices.
22	Overall good	Maintain current practices.




Prepared By

Dr. Vibhuti Save  
Criterion 2 Process Owner

Checked by

  
Dr. Smita Jape  
Head-Academics

Approved by

  
Dr. Nitin Joshi  
Director, DR VN BRIMS



**Director**  
**V.P.M.'s Dr. V.N. Bedekar Institute of**